

Solo 1Control

USER GUIDE

Read this guide for important health and safety information and concerns, as well as to learn the terms of the limited warranty that applies to the purchased 1Control SOLO device. Mistakes in the use and maintenance of this product could increase the risk of damages, injury or death. Consult this guide and keep all the printed material supplied for future reference. Need help? Go to www.1control.it/support

INDEX

- 1- SUGGESTIONS
- 2- SAFETY MEASURES
- 3- SAFE USE
- 4- CLEANING AND MAINTENANCE
- 5- GENERAL WARNINGS - REPLACING THE BATTERIES
- 6- LIMITED WARRANTY
- 7- CORRECT PRODUCT AND BATTERIES DISPOSAL
- 8- CONFORMITY

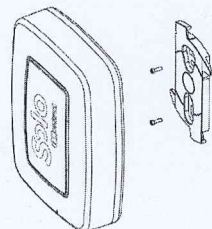

1 - SUGGESTIONS

Ready to use in 3 simple steps:

1. Download the free App "1Control SOLO" on the Apple App Store and Google Android Play Store. If the app is not shown to you on the store, it means that your device does not have the required Bluetooth 4 interface. In that case go to our help center available also at www.1control.it/support
2. Copy the remote control by simply bringing it close to the original device. If it does not occur correctly go to www.1control.it and check it in the list of compatible remote controls. If you cannot find it please go to our website www.1control.it/support.
3. Position it near the gate and use the app to open and close it. If it does not work go to www.1control.it for suggestions on how and where to place the device or go to www.1control.it/support for help.

1Control SOLO is capable of duplicating the remote control frequencies that range from: 433.92 MHz - 868.3 MHz, fixed code and rolling code. Due to these characteristics that make it unique, 1Control SOLO has to adapt to the transmission codes and to the various learning methods that the signal receivers have; it is very important to read these instructions before putting 1Control SOLO to use. Each remote control has a custom code that is transmitted over a given frequency. In fixed code remote controls this code is always the same, so once copied it is ready for use. In rolling code remotes the code transmitted varies according to a mathematical algorithm different for every manufacturer and must be recognized by the receiver control. Because of this, after copying a rolling code remote, 1Control SOLO must be associated with the receiver unit in ways that vary according to each specific model. The app "1Control SOLO" will guide you in this procedure with a simple step by step guide. Also on www.1control.it you can find detailed instructions managing rolling code remote controls with 1Control SOLO.

Once the remote control is copied, place 1Control SOLO within a radius of about 15-20 meters from the gate or garage door. Reduce the distance if there are obstacles such as walls that may interfere with the signal. Other elements that may reduce the signal strength are the characteristics of the smartphone and type of gate/garage.

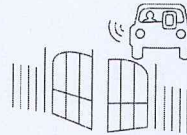


1Control SOLO can be fixed to the wall, using the screws included in the package, or it can be attached to a pole, through the clips, which are also included, once you have fixed the included pole-mounting accessory to the back of the 1Control SOLO.

Some suggestions:

Do not worry about rain or snow: 1Control SOLO is manufactured to withstand any weather (it is certified IP45). Try to avoid having walls or metal grates between the car and 1Control SOLO. Place 1Control SOLO at least 1 meter from the ground. Place 1Control SOLO so that you are closer to it in the most typical usage scenario, such as when you arrive home with your car.

You can also keep 1Control SOLO in the car or motorcycle, for example in the glove compartment, taking it around with you: one single 1Control SOLO will help you with all of the gates and garage doors of your family home, vacation house, business offices, etc.! This will allow you not to worry about the distance of 15 meters between you and the 1Control SOLO device.



2 - SAFETY MEASURES



Traffic safety first!
Please respect all local laws, drive with both hands and pay attention to road safety first of all.



Interference
Electromagnetic interference can lead to sub-optimal performance of any wireless device, including 1Control SOLO.



Accessories and batteries
Use only indicated accessories and batteries.



Waterproof
This device is waterproof, conforming to class IP45



Keep the instructions
Please keep all instructions and paper documents included in the packaging for future reference, especially the PIN code which is required for operating the device.

3 - SAFE USE

Please only use batteries indicated in Chapter 4 of this user guide. The use of any other type of battery may cause damages even to the device including battery leakage, overheating, explosion or fire. The liquid released by the batteries is corrosive and can be toxic. It could also cause damage to eyes and skin and is extremely dangerous if ingested. In case the liquid of the battery should come into contact with the eyes, wash well with a lot of water; do not rub your hands and head immediately to the hospital. Do not subject the device to throws, shaking or bashing. Do not place the device and/or batteries in a microwave or any other high pressure device. Do not use the device in areas containing explosive gas: it may not work or catch fire. Do not place the device on high temperature surfaces: it may not work correctly. Place the device out of children's reach. 1Control SOLO contains wireless transmitters. Although it conforms to all applicable norms and regulations and it is CE marked, like any wireless device, 1Control SOLO may interfere with some electronic and medical devices: please abide by the applicable regulations. Do not dismantle or modify the device, it could be damaged and not work correctly. Do not throw the device into the fire, it could ignite and explode. Do not weld the connections of the device, it could cause leaks, overheating, explosions or fires. In the event of the device overheating, changing color or changing shape during use, please stop using it immediately and ask for a substitute device. In the event of the device leaking or emanating bad odors, move it away from sources of heat so as to avoid the risk of fires or explosions.

4 - CLEANING AND MAINTENANCE

Use a soft, damp piece of cloth to clean the device. Do not use alcohol, petrol or other similar aggressive products.

5 - GENERAL WARNINGS - REPLACING THE BATTERIES

Please discard exhausted batteries according to all applicable laws, and in any case separately from regular waste. 1Control SOLO requires 2 standard type C 1.5V batteries, which come pre-installed, and guarantee their functionality for at least 18 months. When batteries need to be replaced, please use only brand new ones. Alkaline batteries are advised since they will last longer. The 1Control

SOLO device has a nominal volt tension of 3.3V and a power equivalent to 0.3W.

To substitute the batteries

1. Turn upside down the SOLO 1Control device and unscrew the 4 screws using a Phillips screwdriver (also known as crossed screwdriver).
2. With the help of a coin remove the top making sure to not lose the seals placed in the screws cylinders. In case of loss or rupture there are two reserve seals available.
3. Remove batteries
4. Insert new batteries, making sure to place them with the correct polarity, according to the "+" and "-" signs on the battery compartment.

In case you are using non-rechargeable batteries

Using incorrect batteries can lead to leaks or explosions. Use only batteries of the appropriate size (type C, 1.5V) and type (alkaline, zinc-carbon or zinc-chloride).

In case you are using rechargeable batteries

Using incorrect batteries can lead to leaks or explosions. Use only batteries of the appropriate size (type C, 1.5V) and type.

6 - LIMITED WARRANTY

The obligations of 1Control are limited to the repair or, at its own discretion, substitution of the product or the defective parts. The authorized assistance centres are the only ones charged by 1Control in the activity of warranty and assistance. This warranty does not affect the customer's rights prescribed by law in accordance with the applicable national legislation in force, nor the customer's rights against the retailer arising from the purchase agreement. In the absence of applicable national laws, this warranty is the one and only safeguard for customers and nor 1Control, nor its affiliates or its distributors are responsible for any incidental or indirect damages caused by 1Control products, resulting from breach of the warranty conditions described in this document. These conditions do not replace the rights prescribed under the applicable Consumer Rights Codes. Some product models may differ from these guidelines. Verify with your retailer or by visiting the website www.1control.it

Exclusion from other damages

To the maximum extent permitted by applicable law, 1Control and its suppliers, its affiliates and its agents will not be responsible for: incidental or consequential damages; damages or losses of any nature regarding lost earnings, loss of data, or privacy or of confidential information, inability to utilise entirely or partially the devices Hardware or Software, damages to people or failure to comply with obligations (including, for example, the obligation to act diligently, in good faith and well) or indirect damages, special or moral due to, or correlated in any way to the Software or the devices Hardware. These exclusions are applied in case 1Control, its providers, associates or its agents have been warned of the possibility of such losses or damages have been advised of the possibility of such damages and even if an error occurs, tort (including negligence), strict liability, or so-called product liability, misrepresentation, or other reasons. Some jurisdictions do not allow the exclusion or limitation of liability for incidental or consequential damages, the limitations or exclusions set forth above may not apply to you.

Elements that void the warranty

This warranty is not applicable and 1Control is not responsible in case the Software or device Hardware are:

- used for commercial purposes including leasing and renting;
- modified or tampered with;
- damaged by unforeseeable events, illicit use, improper use, negligence, indecency, deterioration or other causes not correlated with the device's Hardware or Software;
- damaged by programs, data, viruses or files during transmission or in-between locations;
- not used according to instructions given in the documentation and instructions manual otherwise;
- it is repaired, modified or altered by an individual different from the authorized 1Control repair centres and in the event of such individuals contributing to possible defects or damages.

This warranty does not limit the consumers rights from the national laws regarding consumer goods. The products life expectancy for which this guarantee is valid is 24 months that commence from the first day of purchase. If this product is used in a professional setting the period is reduced to 12 months. During the guarantee period the national supplier noted alongside this certificate will, at its own costs and within a reasonable timespan, eliminate the malfunctions that are encountered and attributable to production defects. Having taken into consideration the current laws, the found defects from appropriate assistance personnel will be solved via

repair or, to 1Control discretion, substitution of the product. This warranty is valid only in the country in which the product is destined to and it is entirely to the national distributors indicated on the certificate. Some limitations to the assistance services may be due to the absence of specific components in the country.

The following are explicitly not covered by this warranty:

- The manual and/or the container.
- The users content, the downloaded configurations or third party software.
- The costs of sending a product to and from an authorized help center.
- The deterioration due to wear over time including the batteries.
- Damages due to accidental causes or unskillfulness and all the damages caused by any external agent.
- All the damages caused by a non-compliant use described in the manual alongside the product.
- All the damages from to non-original accessories due to computer viruses or connections to PC.

Limitations

This warranty is the protection provided to consumers by 1Control through dealer reference and is not intended to restrict the guarantees of the consumer under the legislation of different countries. The warranty will be recognized exclusively in authorized service centers or at retailers who sell products 1Control.

The terms of warranty may not be extended in any way and shall run only from the date of the first sale of the product to the final consumer as certified by a valid fiscal document.

The defective parts replaced during repairs under warranty are the exclusive property 1Control and cannot be claimed by the consumer in any way. To the extent permitted by applicable law and in the absence of fraud, no responsibility can be attributed to 1Control for damages for loss of user data caused by any defect covered by the warranty.

The consumer in order to have the device repaired is to always convey the product at his own expense, at the authorized service center, devoid of any lock or security code that limit or prevent the use and repair of the product. Also excluded from liability are the losses of profit caused by non-use of the product or loss of revenue for any direct, indirect, special or consequential damages caused by the device.

The responsibility of 1Control is always limited to the purchase value of the product and the consumer must always keep copies and safeguard the data and the software present in the phones memory.

For faults which, for the reasons listed above, they were not related to the terms of this warranty the consumer who does not wish to repair will be required to pay the consideration of the budget requested by the service center. 1Control shall in no way be held responsible for this request because it is outside their knowledge and external to the protection warranty. CAREFUL: this warranty is never valid if the product has experienced any kind of tampering including the removal or deletion of labels and/or product code.

7 - CORRECT PRODUCT AND BATTERIES DISPOSAL

Pursuant to "Directive 2002/95 / EC, 2002/96 / EC and 2003/108 / EC on the restricted use of hazardous substances in electrical and electronic equipment, as well as waste disposal", the crossed bin symbol on the appliance or its packaging indicates that the product at the end of its lifecycle must be collected separately from other waste. The separate collection of this appliances end of product life cycle is organized and managed by the manufacturer. The user who wishes to dispose of this equipment must contact the manufacturer and follow the system that it has adopted to allow separate collection of end product. Appropriate collection for the subsequent forwarding of the decommissioned product to recycling, treatment and environmentally compatible disposal helps prevent negative impact on the environment and health and promotes the reuse and / or recycling of materials making up the device. Illegal dumping of the product by the owner involves the application of administrative sanctions provided by law.

The marking on the battery or its documentation or packaging indicates that the batteries in this product should not be disposed of with other common household waste at the end of its life cycle. Where marked, the chemical symbols Hg, Cd or Pb indicate that the battery contains mercury, cadmium or lead above the reference levels in EU Directive 2006/66. If the battery is not properly disposed of, these substances can cause harm to human health or the environment.

8 - CONFORMITY

1Control SOLO is built respecting the following directives: 2011/65/UE, 2004/108/CE. It is produced conforming to the following technical norms: EN 50581:2012, ETSI EN 300 220 - 1, ETSI EN 300 220 - 2, EN 301 489-1, EN 301 489-3, EN 62479:2010, EN 60950-1:2006+A11:2009+A1:2010+A12:2011+AC:2011, 1999/5/CE, 2006/95/CE, Brescia 29.10.2015, Legal representative, Matteo Galvagni

1Control Srl - Via Stassano, 25 125 Brescia, Italy - www.1control.it

